

Certificate of Analysis

Nefiracetam

N-(2,6-dimethylphenyl)-2-(2-oxopyrrolidin-1-yl)acetamide


Compound : Nefiracetam
Lot number : 2024-11-07
Analysis date : 2024-11-21
Purity % : 99.37%
Method : HPLC-UV-MS

Client : Euro Nootropics

PubChem CID: 71157

<https://pubchem.ncbi.nlm.nih.gov/compound/71157>

High Performance Liquid Chromatography (HPLC) UV – Purity Test



| PEAK LIST | | Number of detected peaks: 5 | | |
|-----------|------------|-----------------------------|-------|-------------|
| | Time (min) | Area | %Area | |
| 1 | 4.54 | 2.80E+05 | 99.37 | Nefiracetam |
| 2 | 4.83 | 5.86E+02 | 0.21 | |
| 3 | 5.82 | 4.76E+02 | 0.17 | |
| 4 | 6.12 | 2.23E+02 | 0.08 | |
| 5 | 6.81 | 4.99E+02 | 0.18 | |

Analysis Performed by
Ken Pendarvis, ChE
Analytical Chemist
MZ Biolabs
contact@mzbiolabs.com



2024-11-22

Nefiracetam

PubChem CID: 71157

<https://pubchem.ncbi.nlm.nih.gov/compound/71157>

Mass Spectrometry (MS) – Identity Test

Identity confirmed using HPLC-MS

Molecular weight calculated using monoisotopic m/z values from mass spectrum

Expected monoisotopic mass : 246.1 Da

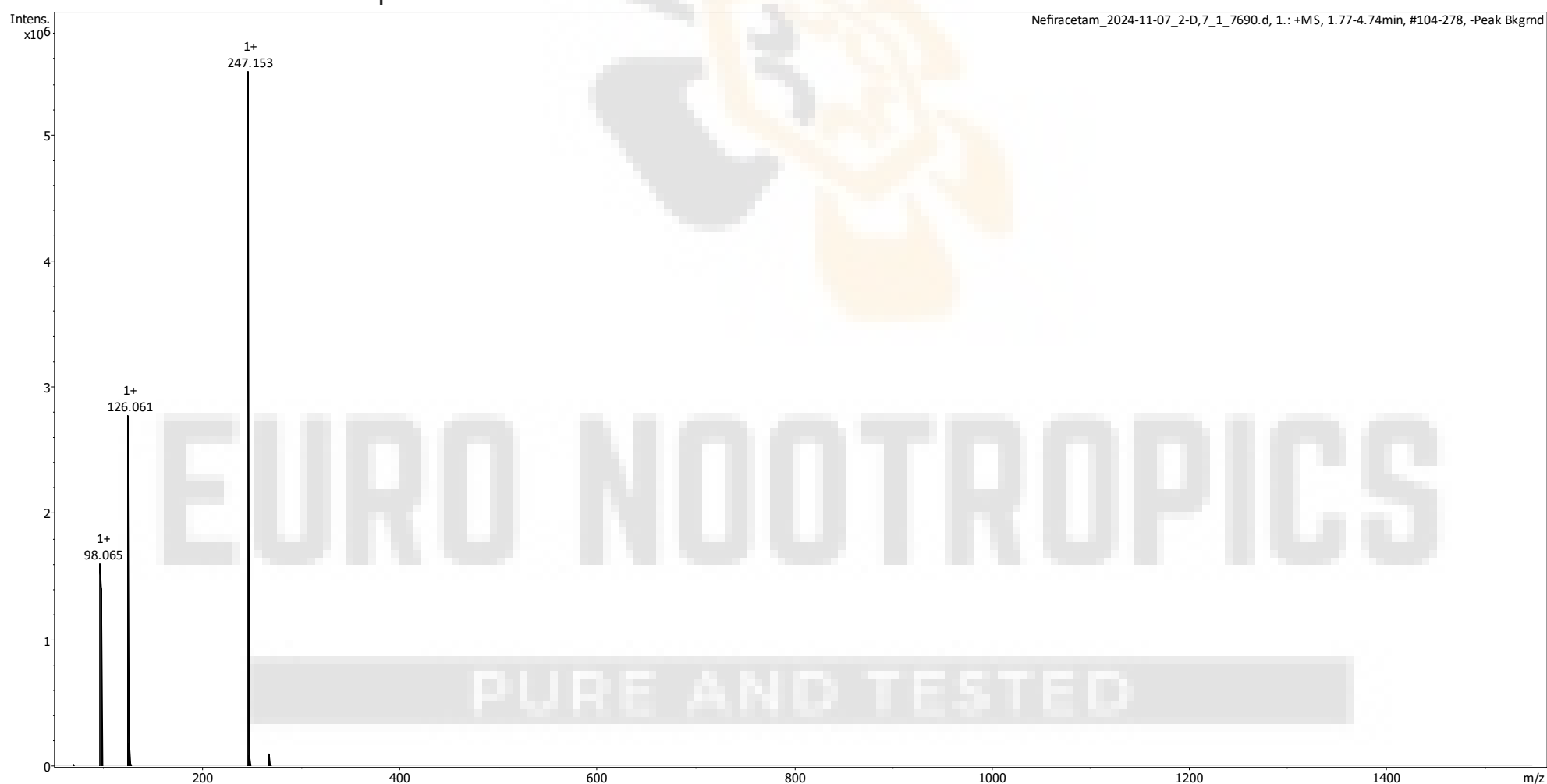
Measured monoisotopic mass : 246.2 Da

Molecular weight confirmed


Note : Monoisotopic m/z values are not easily seen in full spectrum view for larger molecules and peptides.

The dominant isotopic peak (base peak) shown in the spectrum below can be used to approximate the average molecular weight frequently reported by vendors and databases as a secondary means of confirmation.

Recorded MS spectrum



Analysis Performed by
Ken Pendarvis, ChE
Analytical Chemist
MZ Biolabs
contact@mzbiolabs.com



2024-11-22